

WhatsUp® Gold Total Edition

Powerful Unified Application, Server and Network Monitoring

TOTAL EDITION FEATURES

- › Discovery
- › Availability & Status
- › Performance Monitoring
- › Alerting
- › Reporting
- › Inventory
- › Advanced Monitoring (WMI, SSH, HTTPS)
- › Wireless Monitoring
- › Flow Monitoring
- › Virtual Monitoring
- › Application & Web Monitoring
- › Storage Monitoring
- › Cloud Monitoring
- › Distributed Network Monitoring
- › Automatic/Manual Failover
- › Five Scalability Pollers

ipswitch® WhatsUp Gold Total Edition is powerful, easy to try, buy and use software that makes unified application, server and network monitoring easy.

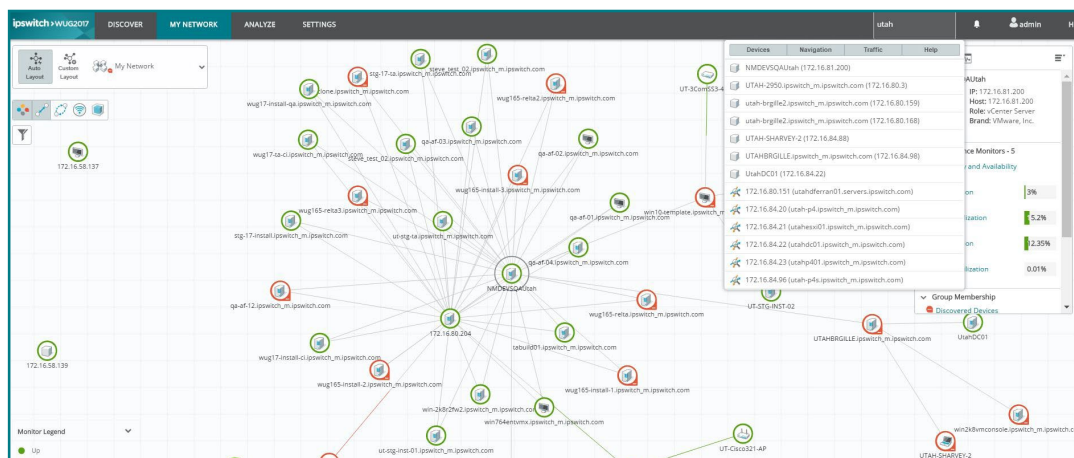
Your IT team gets the control, insight and automated resolution needed to:

- › Find and fix problems before your users are impacted
- › Assure bandwidth is optimized for critical apps and services
- › Automate discovery, mapping, monitoring and alerting, inventory and reporting

Automated Discovery & Mapping

WhatsUp Gold Layer 2/3 Discovery identifies all of the devices on your network including your routers, switches, servers, access points and more. WhatsUp Gold features Seed Scan technology which discovers all devices on the network by automatically learning your network topology. It can also discover the network using an IP Range Scan, from a Start and End IP Address and discovers all port-to-port connectivity and network dependencies.

WhatsUp Gold automatically generates Layer 2/3 network maps of your core infrastructure, Windows® infrastructure, wireless infrastructure and more. It monitors wireless LAN Controllers, Access Points, servers, routers, switches, storage devices, printers and more. The unique interactive network map displays your entire IT environment from end-to-end, quickly showing the status of every device and letting you see your end-to-end network health at a glance. Network administrators can click on any device to instantly display its status, properties and assigned monitors, or they can drill-down to dashboards displaying detailed performance data.



WhatsUp Gold Interactive Map

Cloud Monitoring

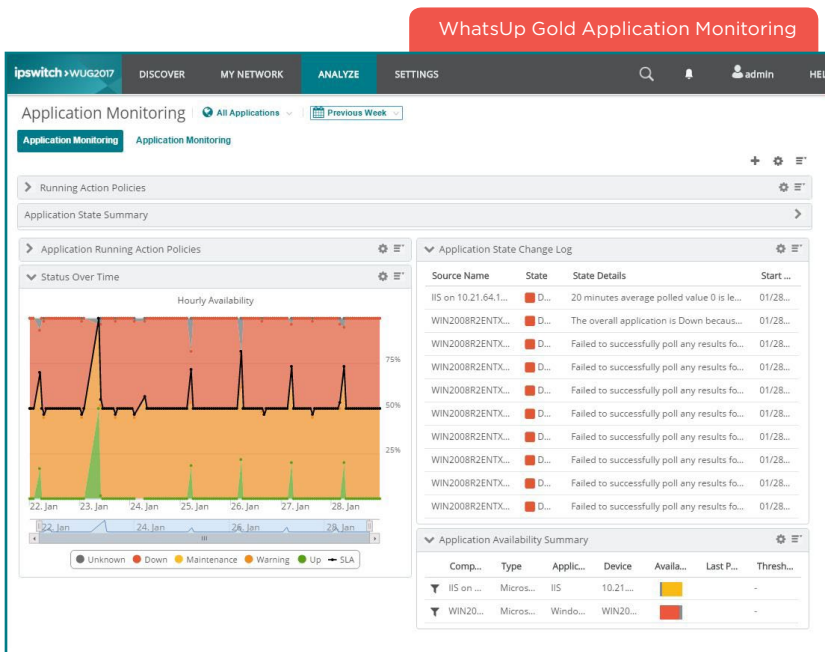
WhatsUp Gold automatically discovers, maps and monitors your cloud resources from cloud providers such as Amazon Web Services and Azure. These resources are monitored for availability through the API resources of each cloud provider. Using an internal algorithm, WhatsUp Gold can determine the availability of any cloud resources being monitored. This extends WhatsUp Gold's proven network monitoring functionality to the hybrid cloud and beyond the premises to ensure consistent traffic across all systems.

Manage & Monitor Your Infrastructure

WhatsUp Gold continuously monitors the availability and performance of your infrastructure from routers, switches, and firewalls through to your servers, storage devices, applications and your VMware virtual machines. In short, WhatsUp Gold can monitor anything with an IP address that can be accessed with standard monitoring protocols including ICMP, SNMP, WMI, and SSH.

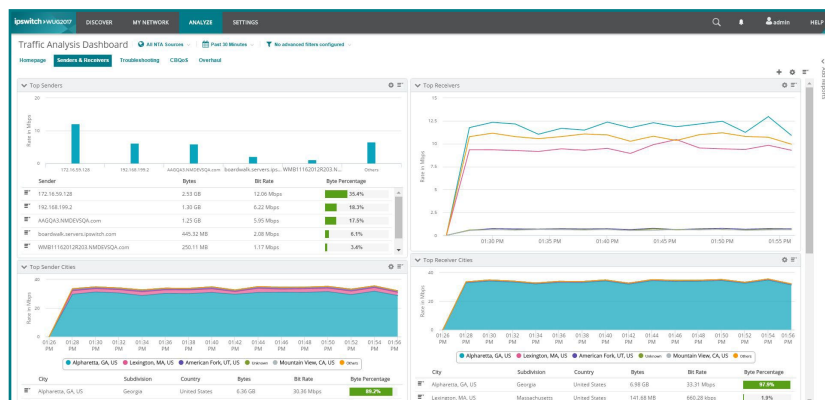
Application Monitoring

WhatsUp Gold provides turnkey Application Profiles that let you easily monitor availability performance of popular Microsoft applications such as Exchange, SharePoint®, Dynamics, Lync®, SQL Server®, DNS, Internet Information Services (IIS), Active Directory® and Hyper-V® as well as Linux systems and Apache web servers (Linux or Microsoft based). You can also easily create profiles for your in-house applications with an easy-to-use profile tool.



Network Traffic Analysis

WhatsUp Gold collects network traffic flow records using Cisco NetFlow, NetFlow-Lite and NSEL, Juniper J-Flow, sFlow, and IPFIX protocols for extensive multi-vendor networks. This allows you to optimize network performance, isolate network traffic anomalies and bottlenecks and establish bandwidth usage policies. WhatsUp Gold monitors, alerts, and reports on interface traffic and bandwidth utilization. It provides detailed and actionable data on the top senders, receivers, conversations, applications, and protocols consuming network bandwidth.



WhatsUp Gold Network Traffic Analysis

“WhatsUp Gold is a proven solution with powerful discovery, mapping, SNMP and WMI monitoring, alerting, notification and reporting capabilities. WhatsUp Gold provides us with 360° visibility into actionable intelligence about our IT infrastructure and complete control of all aspects of our multi-site network.”

PETER
Global IT Service and Infrastructure Manager



WhatsUp Gold Virtual Monitoring

Virtual Monitoring

WhatsUp Gold discovers, maps, monitors, alerts and reports on performance for virtual hosts and guests in real-time. It keeps an up-to-date list of all virtual hosts and attributes. It monitors the performance and resource consumption of hosts and guests, including CPU, Memory, Disk and Interface Utilization. It monitors the availability and performance of virtual servers and collects event logs using both VMware and Hyper-V technologies.

Distributed Monitoring

WhatsUp Gold extends your visibility by monitoring distributed networks. This extends your network monitoring capabilities to let you monitor devices on networks segmented across multiple geographic locations as you add instances of WhatsUp Gold. This makes it easy to support larger and more geographically diverse networks and provides users out-of-the-box functionality with the ability to view centralized reports from the remote sites and provide proactive network monitoring across a distributed environment. Note that this feature will require additional WhatsUp Gold licenses.

Automatic & Manual Failover

WhatsUp Gold can support a failover instance which ensures high-availability operation for your WhatsUp Gold server. This allows you to setup automatic failover that can be based on specific event occurrences or conditions that can trigger a failover to a backup server. If you need more flexibility and control, a failover can be initiated manually for scheduled maintenance or planned outages and downtime. Note that this feature will require additional WhatsUp Gold licenses.

Smart Alerting & Actions

WhatsUp Gold provides real-time alerts via email, text, and logging. Alerts empower you to proactively respond to problems before they impact users, applications and the business. WhatsUp Gold issues an alert when a device or monitor changes state (e.g., from an up state to a down state) or when a performance threshold is exceeded – for example, when memory utilization exceeds 75 percent. WhatsUp Gold’s “smart” alerting uses the network dependencies automatically identified in the discovery process to eliminate alert storms and quickly identify the root causes of network problems. The WhatsUp Gold Alert Center displays threshold-based alerts in a single dashboard.

You can create action policies for alerts including event logging, email, texting, and automated self-healing actions such as restarting an application service or any other action that can be initiated by a PowerShell script.

The screenshot shows the 'Alert Center Dashboard' in the ipswitch WhatsUp Gold interface. It features a list of alerts on the left and a table of device performance metrics on the right. The alerts list includes items like 'Performance Ping Availability Falls Below 90% (201)', 'Network Traffic Analyzer Failed Connections Exceeds 10000 (34)', and 'Performance Disk Utilization Exceeds 95% (1)'. The table on the right has columns for 'Device', 'Interface', 'Percent Available', and 'Time Alerted'. It lists various devices such as 'rd230.amerallhost.net', 'Ruckus277363-1-AP', and 'QA-2001.nmdevsg.com' with their respective interface names and availability percentages.

WhatsUp Gold Alert Center

“The choice to go with WhatsUp Gold was an extremely easy one to make. The product offered us everything we needed in terms of functionality and saved us a significant amount of money when considering the cost to purchase, deploy and operate.”

DOUG
IT Manager

Reporting & Inventory

WhatsUp Gold delivers an easy-to-customize reporting environment. You can select from hundreds of out-of-the-box views or easily create drag-and-drop dashboards that provide a quick assessment of overall IT health – even detailed drill-down dashboards to isolate the root causes of performance problems. These dashboards can help you quickly resolve performance problems across your organization.

Real-time Performance Monitors provide for extremely granular reporting when troubleshooting or isolating an issue. These reports can be added to any dashboard view and configured to display real time statistics for any performance monitor. With the flexibility to pause and export data these reports can significantly improve issue resolution times.

WhatsUp Gold also features integrated inventory reporting including hardware inventory, reports on installed software and updates, warranty reports, and more. These reports save both time and money and can decrease year-end IT inventory activities from weeks to minutes. The reports will also help you find under-utilized hardware resources that can be re-deployed and identify unlicensed software to avoid expensive true-up costs.

Ipswitch WhatsUp Gold Editions

Basic

Network monitoring essentials to get you started

Pro

Step up to proactive server and network monitoring

Total

Visibility across your entire infrastructure and apps

Total Plus

Infrastructure, apps and more

For a free 30-day trial please visit: www.ipswitch.com/forms/free-trials/whatsup-gold

83 Hartwell Avenue
Lexington, MA 02421
(781) 676-5700

Ipswitch EMEA Centre of Excellence
Office 2B, Citypoint, Prospect Hill,
Galway, Ireland

Ipswitch Japan 株式会社
〒106-0047
東京都港区南麻布4-11-22
南麻布T&Fビル8階